



# UK Parliamentary election: Cross- boundary considerations


---

James Pack and Lindsay Tomlinson

# What will we cover?

---

- What is a cross-boundary at a UK Parliamentary election?
- Principles of running cross-boundary election
- Potential issues with cross-boundary elections
- Considerations for planning a cross-boundary election
- Help make you feel comfortable crossing the boundary line!



# What is a cross-boundary


---

- Local authority boundaries and UK Parliamentary elections do not align
- Where a UK Parliamentary constituency boundary crosses local authority boundaries you have a cross-boundary election
- 2023 Review of the UK Parliamentary constituencies will update the UK Parliamentary constituency boundaries - and will lead to more cross-boundaries

# What is a cross-boundary?


---

A long  
time ago...



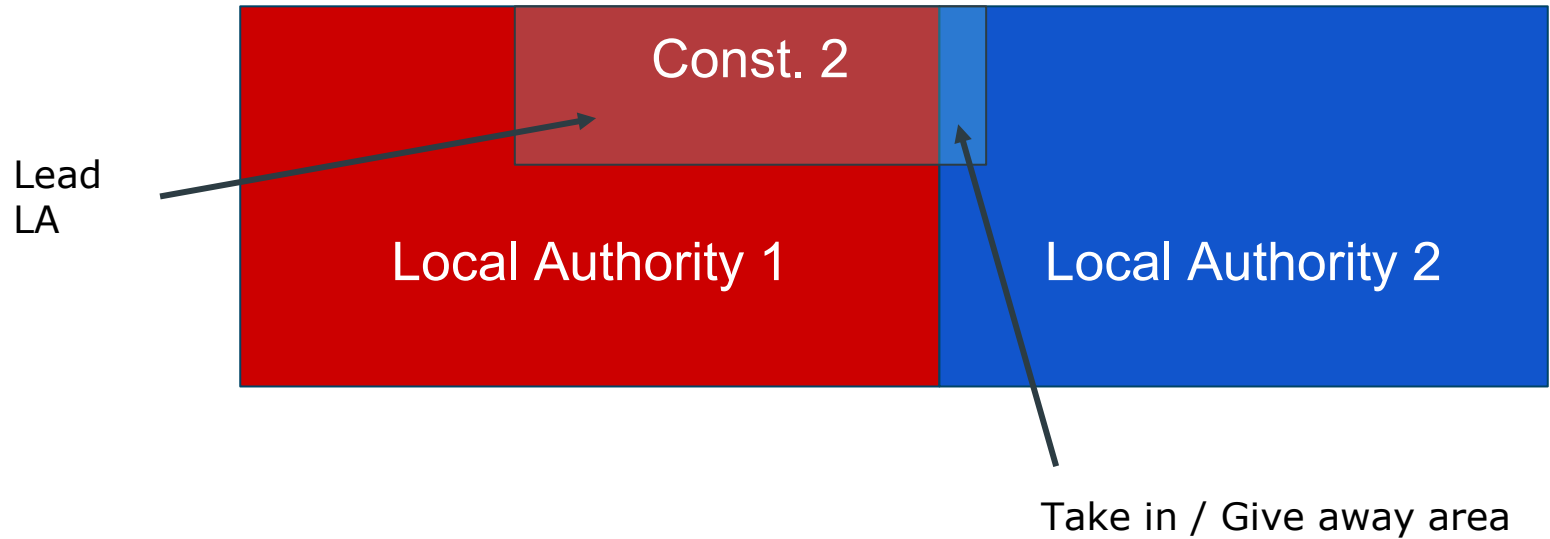
# What is a cross-boundary?

But as populations changed and Parliamentary constituencies were updated...



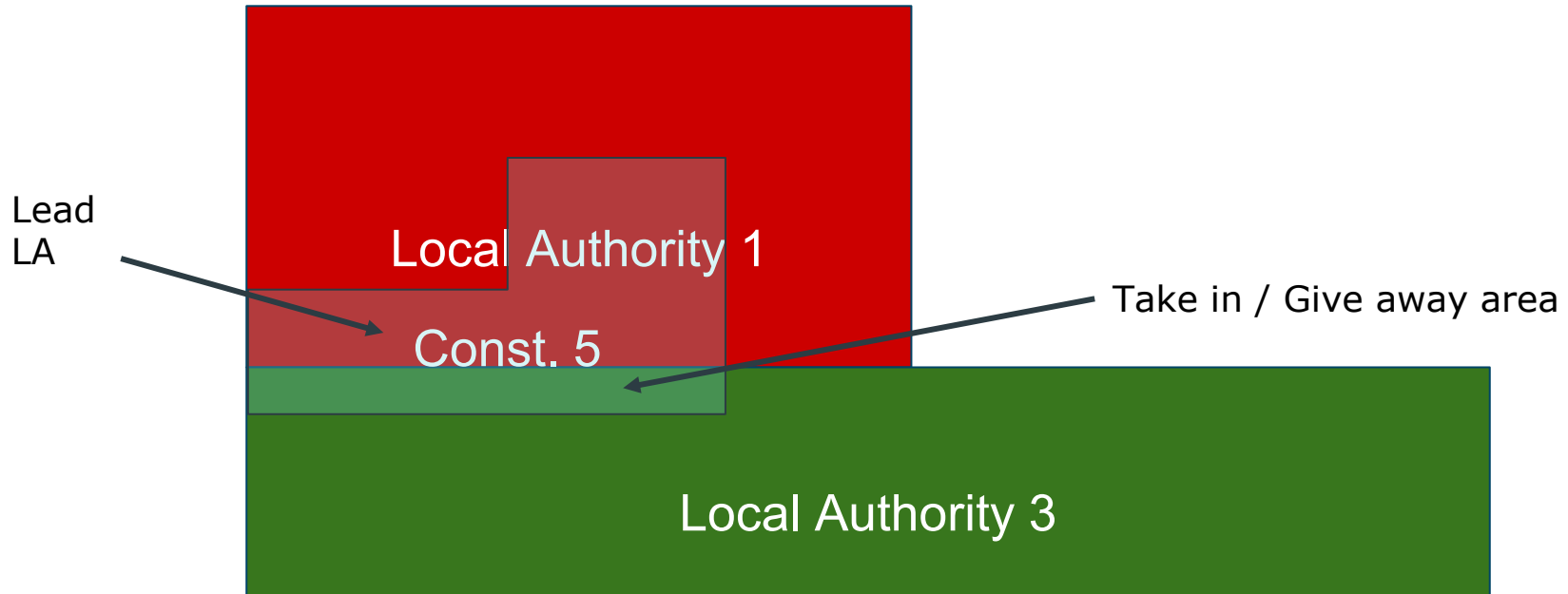
# Constituency 2

---

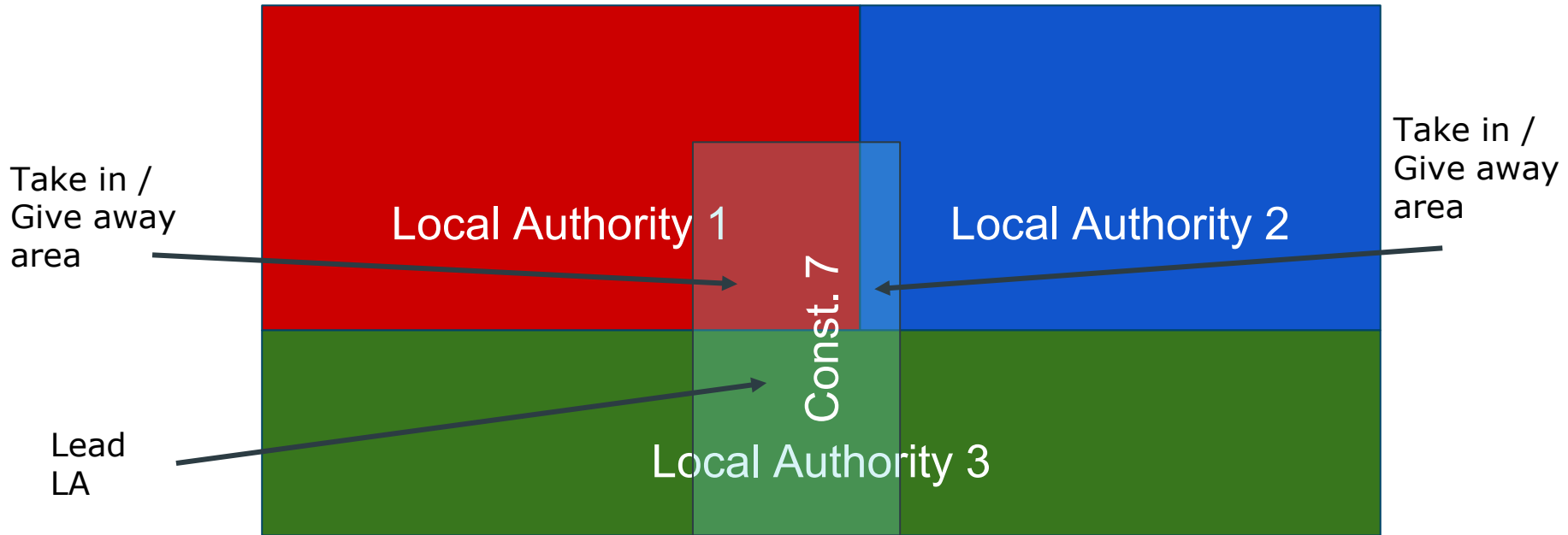


# Constituency 5

---



# Constituency 7






# Local Authorities

Local Authority 2 runs -  
Parliamentary constituencies 3  
and 4  
Gives away to both LA1 and LA3

Local  
Authority 1  
runs -  
Parliamentary  
constituencies  
1, 2 and 5  
Takes in from  
both LA2 and  
LA3



Local Authority 3 runs - Parliamentary constituencies 6, 7 and 8  
Gives away to LA 1  
and takes in from both LA1 and LA2

# Cross-boundary principles

---

- Same level of service
- Returning Officer accountability
- Document who will be doing what / Service Level Agreement (SLA) plus specific timetable
- Data protection and Data Sharing Agreements
- Stakeholder access to the election processes

# Story time

---

## The one with the Cross-boundaries



# Scenario 1 – lack of detailed plans

---

- Do not underestimate the time needed for planning and communication
- Use EC / AEA tools to help support you in the planning
- Create skeleton plan in advance so that once the election is called you have most of the work completed
- Written agreement on who does what
- **TALK!** Have regular meetings between ROs and ESMs to keep on track of tasks and issues
- Work together! It will be difficult for everyone



# Scenario 2 – by-election in give-away area

---

- Ensure your RO understands cross-boundaries and the impact
- Remember: elections do not have to be on a Thursday
- **TALK!** Discuss the issue with Lead LA early
- Consider political desire for combination though – higher turnout could be beneficial (or not!)
- Poll cards and postal votes –combined or separate
- Count complications – likely ballot boxes go to lead LA for verification as that is where candidates & agents will be

# Scenario 3 – lack of polling station staff

---

- Communicate early about staffing arrangements
- Discuss impact of different wages - agree common approach?
- If give-away count venue is further away, do you need a drop-off point so POs do not have to drive so far?
- Regular updates on staff appointments needed
- **TALK!** Regular planning meetings to aid communication, track and progress and flag issues early

# Scenario 4 – lost postal vote data

---

- Have data protocol in place: for sending and receiving data, through to printer despatching postal votes
- Each data file should be followed by a verbal / email confirmation of receipt
- Contingency plan in place if using a secure transfer site and IT fails
- **TALK!** Regular communication not assumptions
- Issue the postal votes immediately – issue in house? Hand delivery? Courier?

# Scenario 5 – election day issue (emergency proxy)

---

- **TALK!** Discuss and agree in advance, i.e. home LA will process applications, but if Lead LA has staffed & trained polling station staff the process needs to be agreed
- Ensure both LA teams have a full and updated list of polling station staff (including replacements)
- Agree who POs take instruction from – lead LA or both?
- Have a dedicated person in the lead LA to be the contact point on polling day for the other LA to ensure flow of information is prioritised





# Scenario 6 – Information not communicated

---

- Appoint a DRO from give-away area to be at the count to be the contact and link between the two teams
- **TALK!** Schedule regular check-ins during the day to ensure time is given for the relay of information
- Brief POs that they must be available to answer phone calls, potentially up to 2am, if any issues
- Have space on the BPA for POs to report issues
- Have all contact details, including PSIs, at count venue
- Tell supervisors not to panic if there is an issue



# Planning meeting

---

Let's go back to the planning meeting and get this right

# Questions?

---

Thank you and  
good luck

