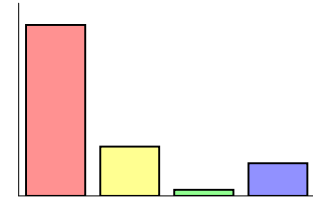
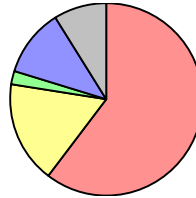


Did you attend the following Workshops?

Attended : Electoral Commission Workshop

Answered by 215 people (91.1%)

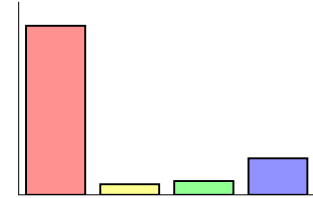
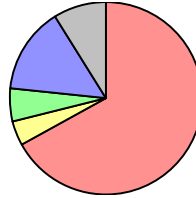
	Number	Percent
Yes - and found it useful	142	60.2%
Yes - but didn't find it useful	41	17.4%
No - it didn't interest me	5	2.1%
No - had something else to do	27	11.4%
Didn't Answer	21	8.9%



Attended : Training And Presentation skills Workshop

Answered by 215 people (91.1%)

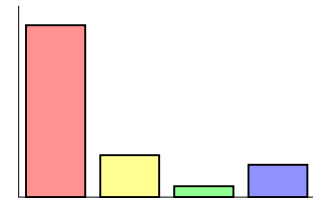
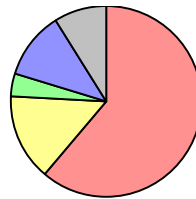
	Number	Percent
Yes - and found it useful	158	66.9%
Yes - but didn't find it useful	10	4.2%
No - it didn't interest me	13	5.5%
No - had something else to do	34	14.4%
Didn't Answer	21	8.9%



Attended : Nominations Workshop

Answered by 215 people (91.1%)

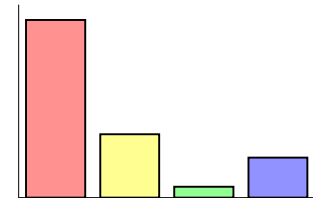
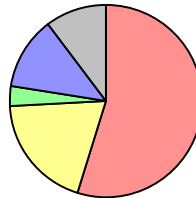
	Number	Percent
Yes - and found it useful	144	61.0%
Yes - but didn't find it useful	35	14.8%
No - it didn't interest me	9	3.8%
No - had something else to do	27	11.4%
Didn't Answer	21	8.9%



Attended : Practical Postal Voting Workshop

Answered by 212 people (89.8%)

	Number	Percent
Yes - and found it useful	129	54.7%
Yes - but didn't find it useful	46	19.5%
No - it didn't interest me	8	3.4%
No - had something else to do	29	12.3%
Didn't Answer	24	10.2%

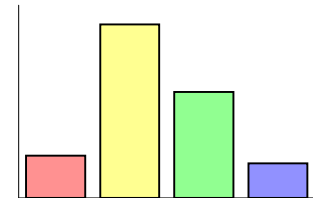
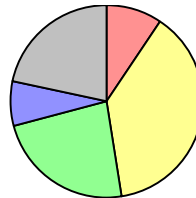


How did you find the Workshop Presentation / Visual Aids?

Presentation / Visual Aids : Electoral Commission Workshop

Answered by 185 people (78.4%)

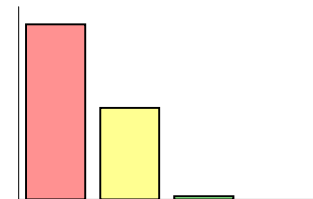
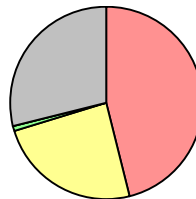
	Number	Percent
Excellent	22	9.3%
Good	90	38.1%
Fair	55	23.3%
Poor	18	7.6%
Didn't Answer	51	21.6%



Presentation / Visual Aids : Training And Presentation skills Workshop

Answered by 168 people (71.2%)

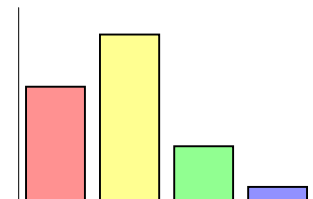
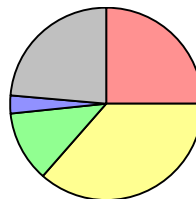
	Number	Percent
Excellent	109	46.2%
Good	57	24.2%
Fair	2	0.8%
Poor	0	0.0%
Didn't Answer	68	28.8%



Presentation / Visual Aids : Nominations Workshop

Answered by 180 people (76.3%)

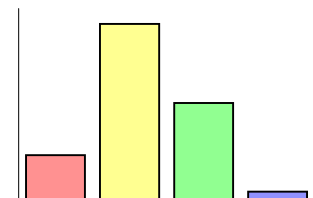
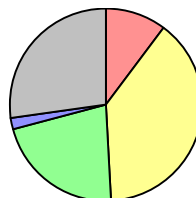
	Number	Percent
Excellent	59	25.0%
Good	86	36.4%
Fair	28	11.9%
Poor	7	3.0%
Didn't Answer	56	23.7%



Presentation / Visual Aids : Practical Postal Voting Workshop

Answered by 172 people (72.9%)

	Number	Percent
Excellent	24	10.2%
Good	92	39.0%
Fair	51	21.6%
Poor	5	2.1%
Didn't Answer	64	27.1%

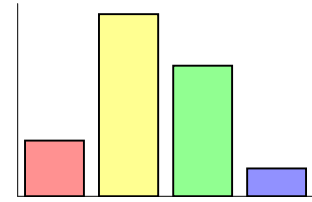
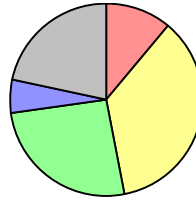


How Good were the Workshop Trainers?

Trainers : Electoral Commission Workshop

Answered by 185 people (78.4%)

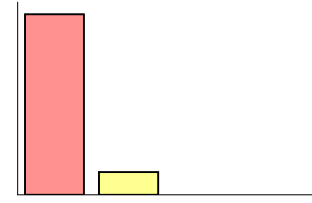
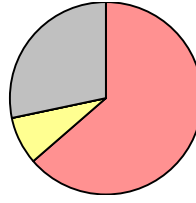
	Number	Percent
Excellent	26	11.0%
Good	85	36.0%
Fair	61	25.8%
Poor	13	5.5%
Didn't Answer	51	21.6%



Trainers : Training And Presentation skills Workshop

Answered by 169 people (71.6%)

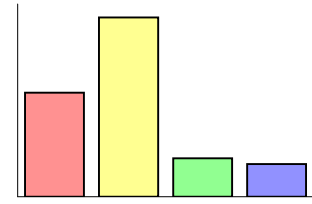
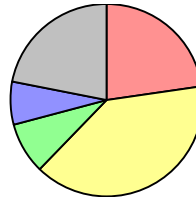
	Number	Percent
Excellent	150	63.6%
Good	19	8.1%
Fair	0	0.0%
Poor	0	0.0%
Didn't Answer	67	28.4%



Trainers : Nominations Workshop

Answered by 184 people (78.0%)

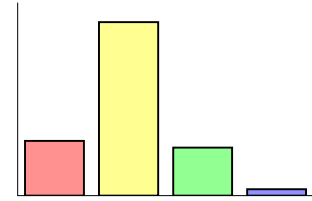
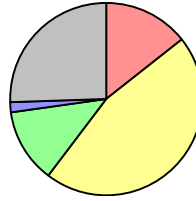
	Number	Percent
Excellent	54	22.9%
Good	93	39.4%
Fair	20	8.5%
Poor	17	7.2%
Didn't Answer	52	22.0%



Trainers : Practical Postal Voting Workshop

Answered by 176 people (74.6%)

	Number	Percent
Excellent	34	14.4%
Good	108	45.8%
Fair	30	12.7%
Poor	4	1.7%
Didn't Answer	60	25.4%

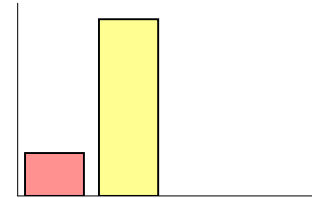
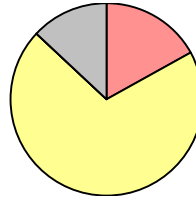


Would you help run a workshop next year?

Help run a workshop next year?

Answered by 205 people (86.9%)

	Number	Percent
Yes	40	16.9%
No	165	69.9%



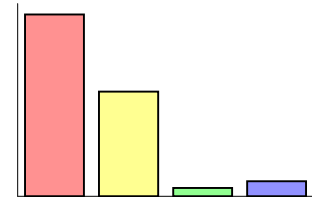
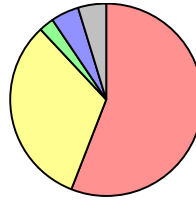
Didn't Answer	31	13.1%
---------------	----	-------

Did you attend the following Plenary Sessions?

Attended : Parliamentary Election - What went Right and wrong?

Answered by 225 people (95.3%)

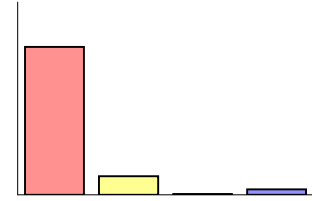
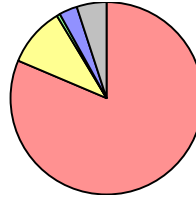
	Number	Percent
Yes - and found it useful	132	55.9%
Yes - but didn't find it useful	76	32.2%
No - it didn't interest me	6	2.5%
No - had something else to do	11	4.7%
Didn't Answer	11	4.7%



Attended : Electoral Administration - the future?

Answered by 224 people (94.9%)

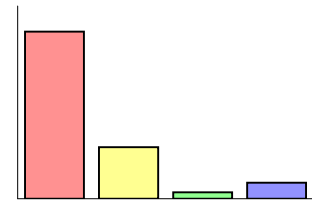
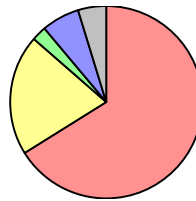
	Number	Percent
Yes - and found it useful	192	81.4%
Yes - but didn't find it useful	24	10.2%
No - it didn't interest me	1	0.4%
No - had something else to do	7	3.0%
Didn't Answer	12	5.1%



Attended : Electoral Commission Update

Answered by 225 people (95.3%)

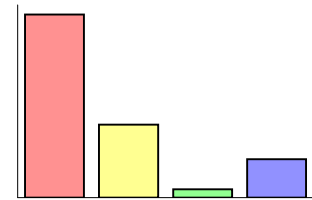
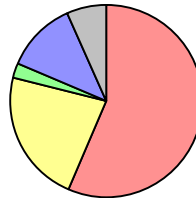
	Number	Percent
Yes - and found it useful	156	66.1%
Yes - but didn't find it useful	48	20.3%
No - it didn't interest me	6	2.5%
No - had something else to do	15	6.4%
Didn't Answer	11	4.7%



Attended : Risk Management and the Electoral Process

Answered by 220 people (93.2%)

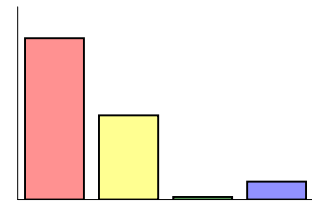
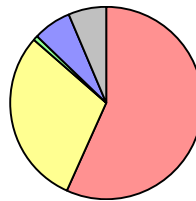
	Number	Percent
Yes - and found it useful	133	56.4%
Yes - but didn't find it useful	53	22.5%
No - it didn't interest me	6	2.5%
No - had something else to do	28	11.9%
Didn't Answer	16	6.8%



Attended : Electoral Modernisation Agenda

Answered by 221 people (93.6%)

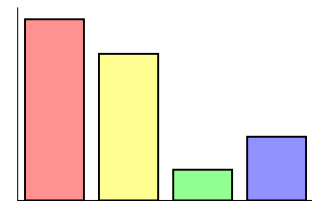
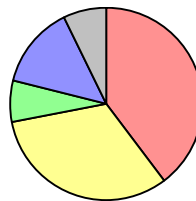
	Number	Percent
Yes - and found it useful	134	56.8%
Yes - but didn't find it useful	70	29.7%
No - it didn't interest me	2	0.8%
No - had something else to do	15	6.4%
Didn't Answer	15	6.4%



Attended : Other Voting Systems

Answered by 219 people (92.8%)

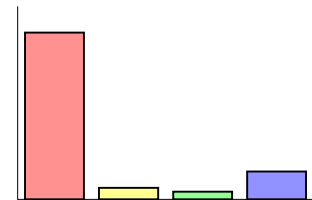
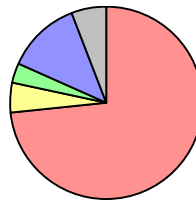
	Number	Percent
Yes - and found it useful	94	39.8%
Yes - but didn't find it useful	76	32.2%
No - it didn't interest me	16	6.8%
No - had something else to do	33	14.0%
Didn't Answer	17	7.2%



Attended : The next canvass - How will we be doing it?

Answered by 222 people (94.1%)

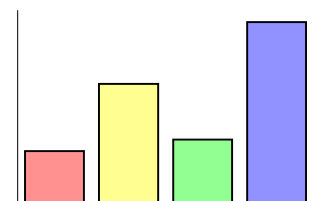
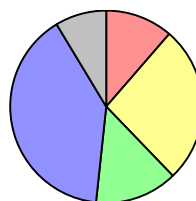
	Number	Percent
Yes - and found it useful	173	73.3%
Yes - but didn't find it useful	12	5.1%
No - it didn't interest me	8	3.4%
No - had something else to do	29	12.3%
Didn't Answer	14	5.9%



Attended : Royal Mail - your questions answered

Answered by 216 people (91.5%)

	Number	Percent
Yes - and found it useful	27	11.4%
Yes - but didn't find it useful	62	26.3%
No - it didn't interest me	33	14.0%
No - had something else to do	94	39.8%
Didn't Answer	20	8.5%

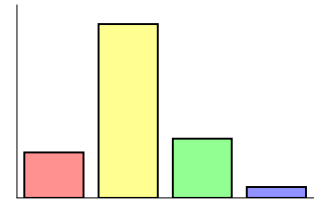
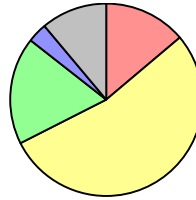


How good were the Presenters at the following Plenary Sessions?

Presenters : Parliamentary Election - What went Right and wrong?

Answered by 210 people (89.0%)

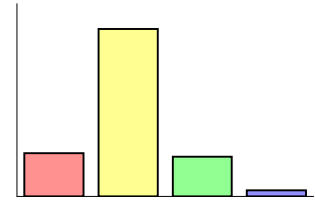
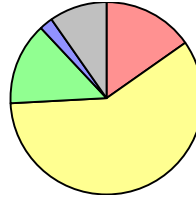
	Number	Percent
Excellent	33	14.0%
Good	126	53.4%
Fair	43	18.2%
Poor	8	3.4%
Didn't Answer	26	11.0%



Presenters : Electoral Administration - the future?

Answered by 213 people (90.3%)

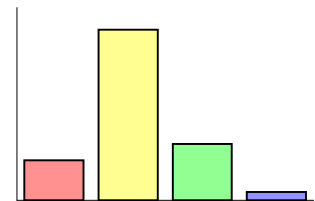
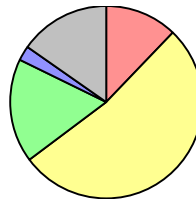
	Number	Percent
Excellent	36	15.3%
Good	139	58.9%
Fair	33	14.0%
Poor	5	2.1%
Didn't Answer	23	9.7%



Presenters : Electoral Commission Update

Answered by 200 people (84.7%)

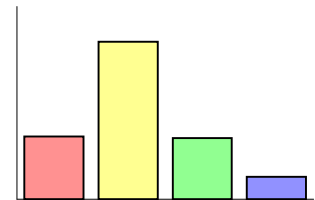
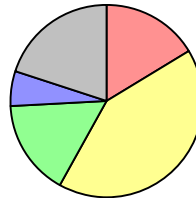
	Number	Percent
Excellent	29	12.3%
Good	124	52.5%
Fair	41	17.4%
Poor	6	2.5%
Didn't Answer	36	15.3%



Presenters : Risk Management and the Electoral Process

Answered by 189 people (80.1%)

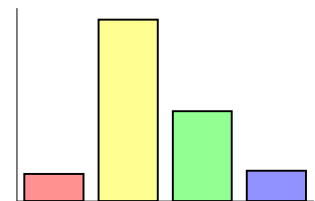
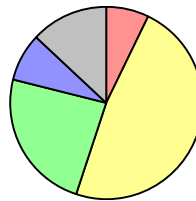
	Number	Percent
Excellent	39	16.5%
Good	98	41.5%
Fair	38	16.1%
Poor	14	5.9%
Didn't Answer	47	19.9%



Presenters : Electoral Modernisation Agenda

Answered by 205 people (86.9%)

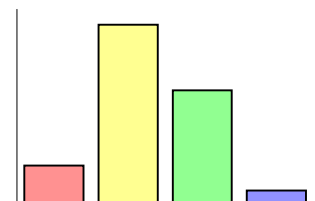
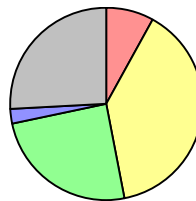
	Number	Percent
Excellent	17	7.2%
Good	113	47.9%
Fair	56	23.7%
Poor	19	8.1%
Didn't Answer	31	13.1%



Presenters : Other Voting Systems

Answered by 175 people (74.2%)

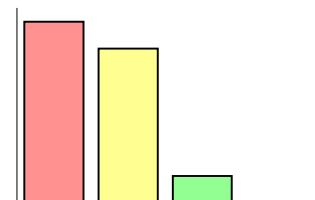
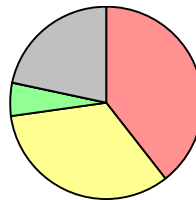
	Number	Percent
Excellent	19	8.1%
Good	92	39.0%
Fair	58	24.6%
Poor	6	2.5%
Didn't Answer	61	25.8%



Presenters : The next canvass - How will we be doing it?

Answered by 185 people (78.4%)

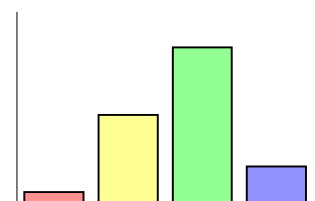
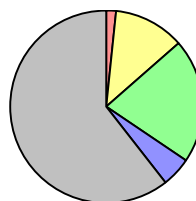
	Number	Percent
Excellent	93	39.4%
Good	79	33.5%
Fair	13	5.5%
Poor	0	0.0%
Didn't Answer	51	21.6%



Presenters : Royal Mail - your questions answered

Answered by 93 people (39.4%)

	Number	Percent
Excellent	4	1.7%
Good	28	11.9%
Fair	49	20.8%
Poor	12	5.1%
Didn't Answer	143	60.6%

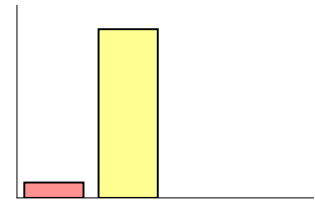
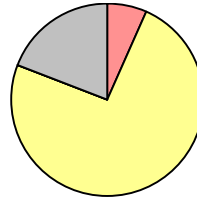


Would you help Deliver a Plenary Session Next Year?

Help Deliver a Plenary next year?

Answered by 191 people (80.9%)

	Number	Percent
Yes	16	6.8%
No	175	74.2%



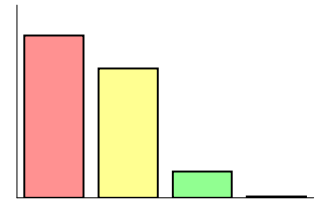
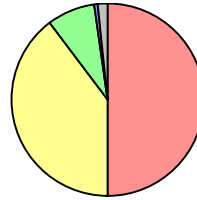
Didn't Answer	45	19.1%
---------------	----	-------

Venue - How would you rate?

Hilton Hotel as a venue for Seminar

Answered by 232 people (98.3%)

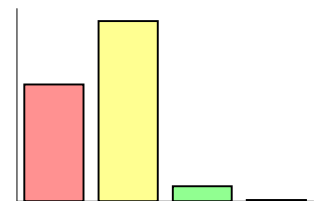
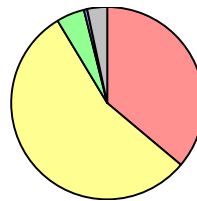
	Number	Percent
Excellent	118	50.0%
Good	94	39.8%
Fair	19	8.1%
Poor	1	0.4%
Didn't Answer	4	1.7%



Visual aids / stage for the Plenary sessions

Answered by 228 people (96.6%)

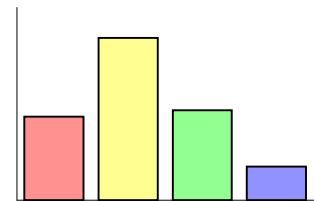
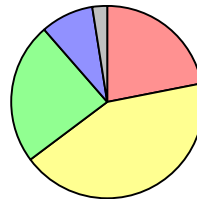
	Number	Percent
Excellent	85	36.0%
Good	131	55.5%
Fair	11	4.7%
Poor	1	0.4%
Didn't Answer	8	3.4%



Food for the event

Answered by 230 people (97.5%)

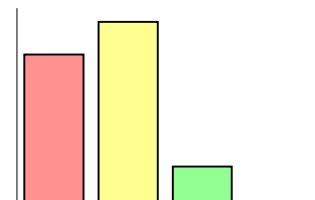
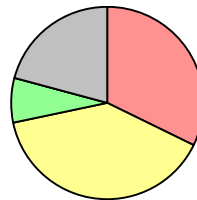
	Number	Percent
Excellent	52	22.0%
Good	101	42.8%
Fair	56	23.7%
Poor	21	8.9%
Didn't Answer	6	2.5%



Accommodation at the Hilton

Answered by 187 people (79.2%)

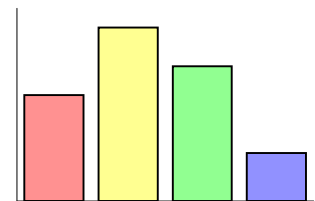
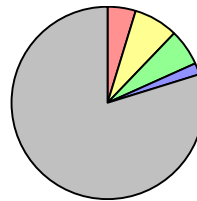
	Number	Percent
Excellent	76	32.2%
Good	93	39.4%
Fair	18	7.6%
Poor	0	0.0%
Didn't Answer	49	20.8%



Accommodation at the Imperial

Answered by 48 people (20.3%)

	Number	Percent
Excellent	11	4.7%
Good	18	7.6%
Fair	14	5.9%
Poor	5	2.1%
Didn't Answer	188	79.7%

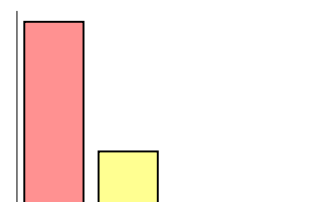
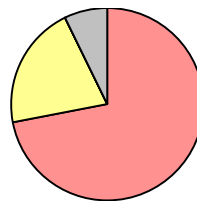


Should the conference return to Blackpool?

Conference Return to Blackpool in the future

Answered by 219 people (92.8%)

	Number	Percent
Yes	170	72.0%
No	49	20.8%



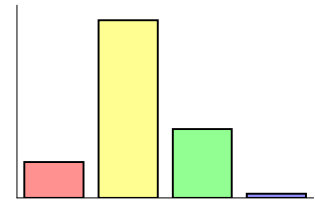
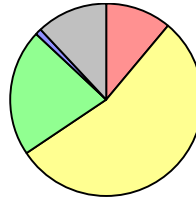
Didn't Answer	17	7.2%
---------------	----	------

Social - How would you rate?

Sunday Evening

Answered by 208 people (88.1%)

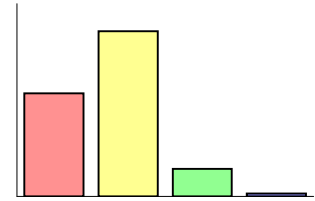
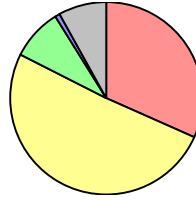
	Number	Percent
Excellent	26	11.0%
Good	129	54.7%
Fair	50	21.2%
Poor	3	1.3%
Didn't Answer	28	11.9%



Annual Dinner

Answered by 217 people (91.9%)

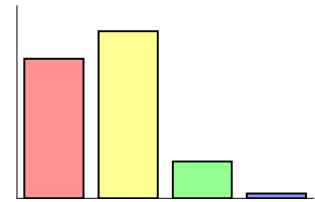
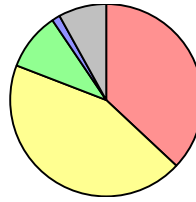
	Number	Percent
Excellent	75	31.8%
Good	120	50.8%
Fair	20	8.5%
Poor	2	0.8%
Didn't Answer	19	8.1%



Annual Dinner Entertainment

Answered by 217 people (91.9%)

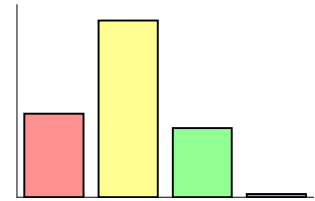
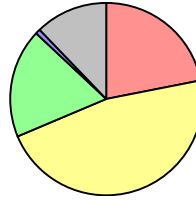
	Number	Percent
Excellent	87	36.9%
Good	104	44.1%
Fair	23	9.7%
Poor	3	1.3%
Didn't Answer	19	8.1%



Social Evening

Answered by 207 people (87.7%)

	Number	Percent
Excellent	52	22.0%
Good	110	46.6%
Fair	43	18.2%
Poor	2	0.8%
Didn't Answer	29	12.3%

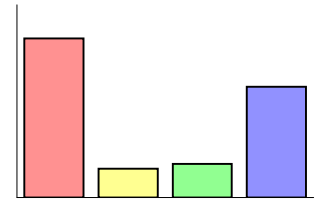
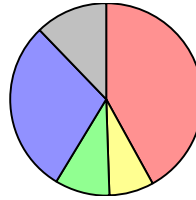


What is your preferred After Dinner Entertainment?

Preferred After Dinner Entertainment

Answered by 207 people (87.7%)

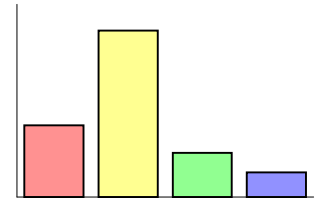
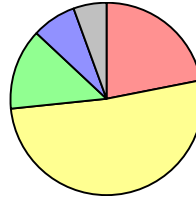
	Number	Percent
Speaker	99	41.9%
Music	18	7.6%
Cabaret	21	8.9%
Comedian	69	29.2%
Didn't Answer	29	12.3%



Preferred Annual Dinner dress code

Answered by 223 people (94.5%)

	Number	Percent
Black Tie	52	22.0%
Lounge Suit	121	51.3%
Smart casual	32	13.6%
Whatever you are comfortable in	18	7.6%
Didn't Answer	13	5.5%

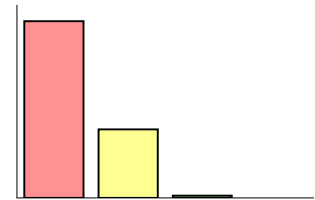
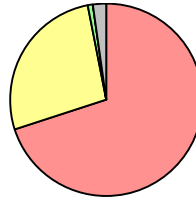


How would you rate the organisation?

Organisation : Booking Arrangements

Answered by 231 people (97.9%)

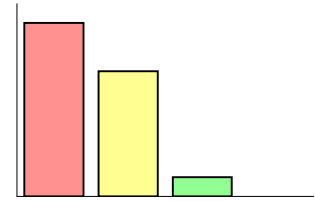
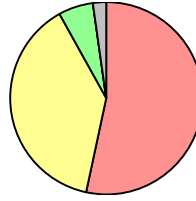
	Number	Percent
Excellent	165	69.9%
Good	64	27.1%
Fair	2	0.8%
Poor	0	0.0%
Didn't Answer	5	2.1%



Organisation : Seminar Brochure

Answered by 231 people (97.9%)

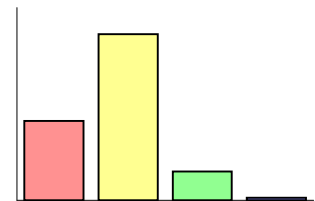
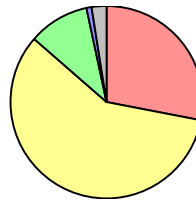
	Number	Percent
Excellent	126	53.4%
Good	91	38.6%
Fair	14	5.9%
Poor	0	0.0%
Didn't Answer	5	2.1%



Organisation : Display / Exhibitors

Answered by 230 people (97.5%)

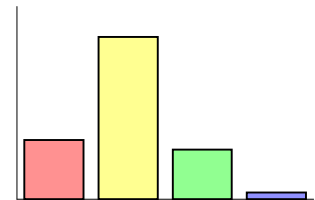
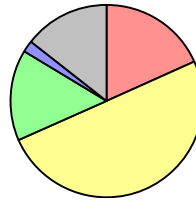
	Number	Percent
Excellent	66	28.0%
Good	138	58.5%
Fair	24	10.2%
Poor	2	0.8%
Didn't Answer	6	2.5%



Organisation : AGM

Answered by 202 people (85.6%)

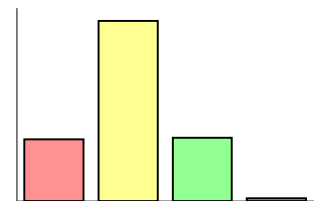
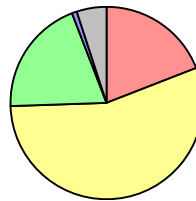
	Number	Percent
Excellent	43	18.2%
Good	118	50.0%
Fair	36	15.3%
Poor	5	2.1%
Didn't Answer	34	14.4%



Organisation : Plenary Sessions

Answered by 224 people (94.9%)

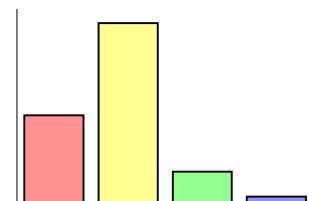
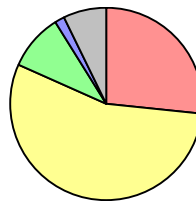
	Number	Percent
Excellent	45	19.1%
Good	131	55.5%
Fair	46	19.5%
Poor	2	0.8%
Didn't Answer	12	5.1%



Organisation : Workshops

Answered by 219 people (92.8%)

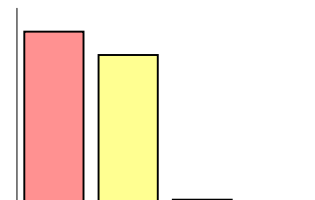
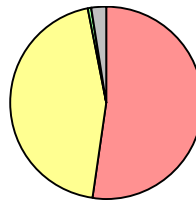
	Number	Percent
Excellent	63	26.7%
Good	130	55.1%
Fair	22	9.3%
Poor	4	1.7%
Didn't Answer	17	7.2%



Organisation : Overall Organisation

Answered by 230 people (97.5%)

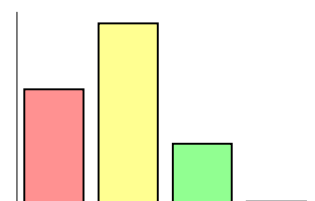
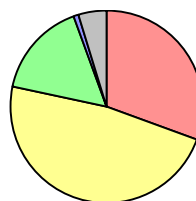
	Number	Percent
Excellent	123	52.1%
Good	106	44.9%
Fair	1	0.4%
Poor	0	0.0%
Didn't Answer	6	2.5%



Organisation : Value for money

Answered by 225 people (95.3%)

	Number	Percent
Excellent	72	30.5%
Good	113	47.9%
Fair	38	16.1%
Poor	2	0.8%
Didn't Answer	11	4.7%

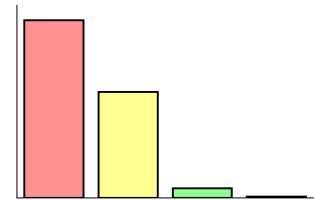
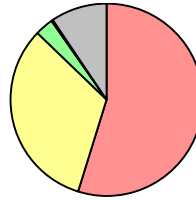


Reasons for attending Seminar

Reason : Plenary Sessions

Answered by 214 people (90.7%)

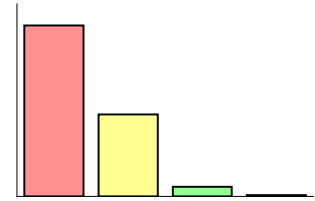
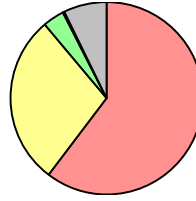
	Number	Percent
Main Reason for Going to Seminar	129	54.7%
Secondary Reason	77	32.6%
Indifferent	7	3.0%
Doesn't Interest me	1	0.4%
Didn't Answer	22	9.3%



Reason : Workshops

Answered by 219 people (92.8%)

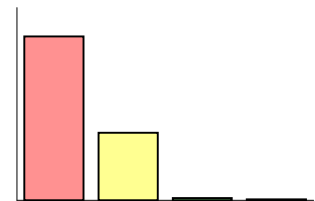
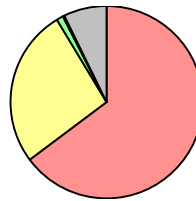
	Number	Percent
Main Reason for Going to Seminar	142	60.2%
Secondary Reason	68	28.8%
Indifferent	8	3.4%
Doesn't Interest me	1	0.4%
Didn't Answer	17	7.2%



Reason : Networking / Talking to colleagues

Answered by 219 people (92.8%)

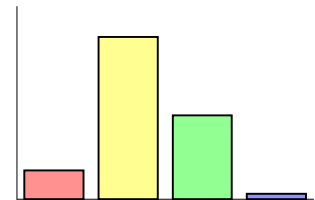
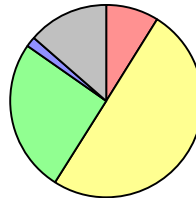
	Number	Percent
Main Reason for Going to Seminar	153	64.8%
Secondary Reason	63	26.7%
Indifferent	2	0.8%
Doesn't Interest me	1	0.4%
Didn't Answer	17	7.2%



Reason : Social Events

Answered by 204 people (86.4%)

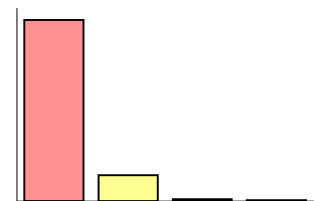
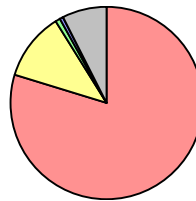
	Number	Percent
Main Reason for Going to Seminar	21	8.9%
Secondary Reason	118	50.0%
Indifferent	61	25.8%
Doesn't Interest me	4	1.7%
Didn't Answer	32	13.6%



Reason : Information about new legislation

Answered by 218 people (92.4%)

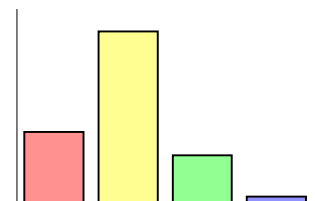
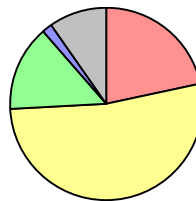
	Number	Percent
Main Reason for Going to Seminar	188	79.7%
Secondary Reason	27	11.4%
Indifferent	2	0.8%
Doesn't Interest me	1	0.4%
Didn't Answer	18	7.6%



Reason : To look around the exhibitions

Answered by 213 people (90.3%)

	Number	Percent
Main Reason for Going to Seminar	51	21.6%
Secondary Reason	124	52.5%
Indifferent	34	14.4%
Doesn't Interest me	4	1.7%
Didn't Answer	23	9.7%



Reason : Other reasons

Answered by 9 people (3.8%)

	Number	Percent
Main Reason for Going to Seminar	6	2.5%
Secondary Reason	2	0.8%
Indifferent	0	0.0%
Doesn't Interest me	1	0.4%
Didn't Answer	227	96.2%

